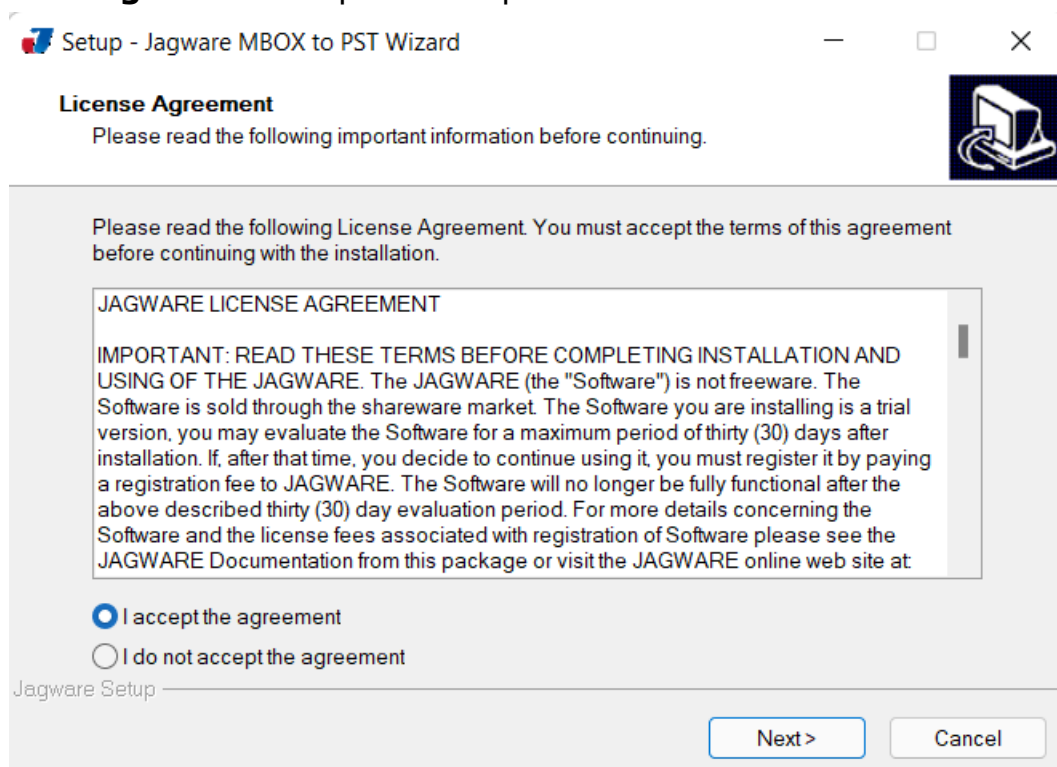


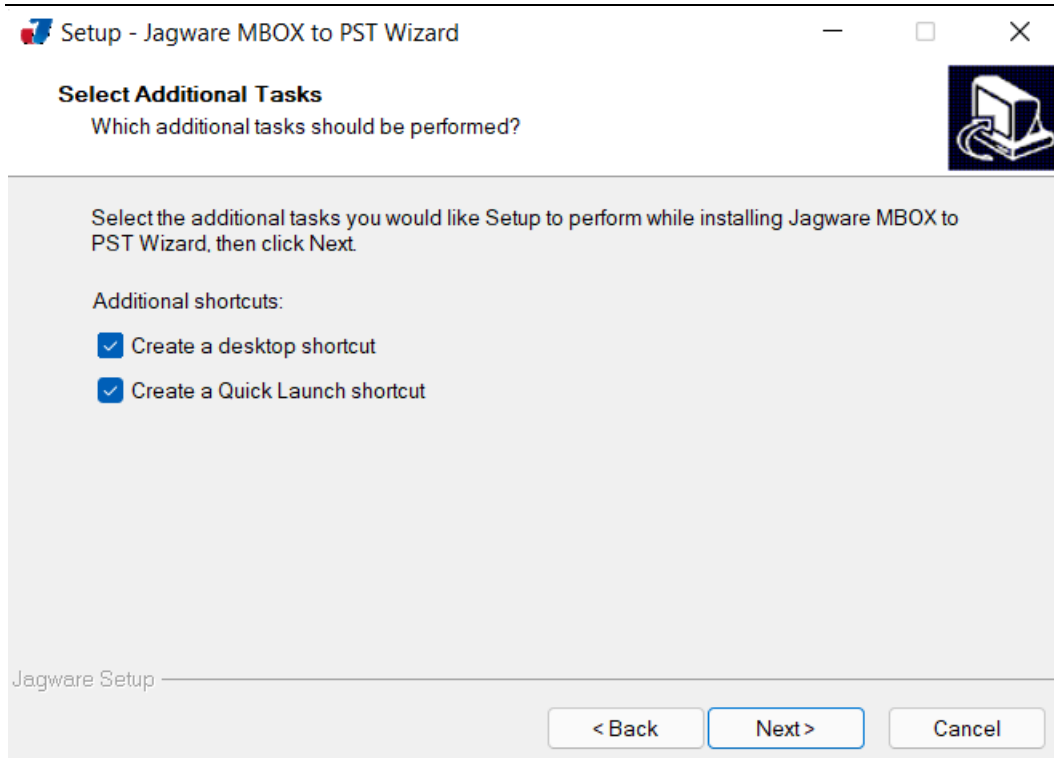
## Installation of Jagware Products

Users can easily install **Jagware products** on their computer by performing the following steps:

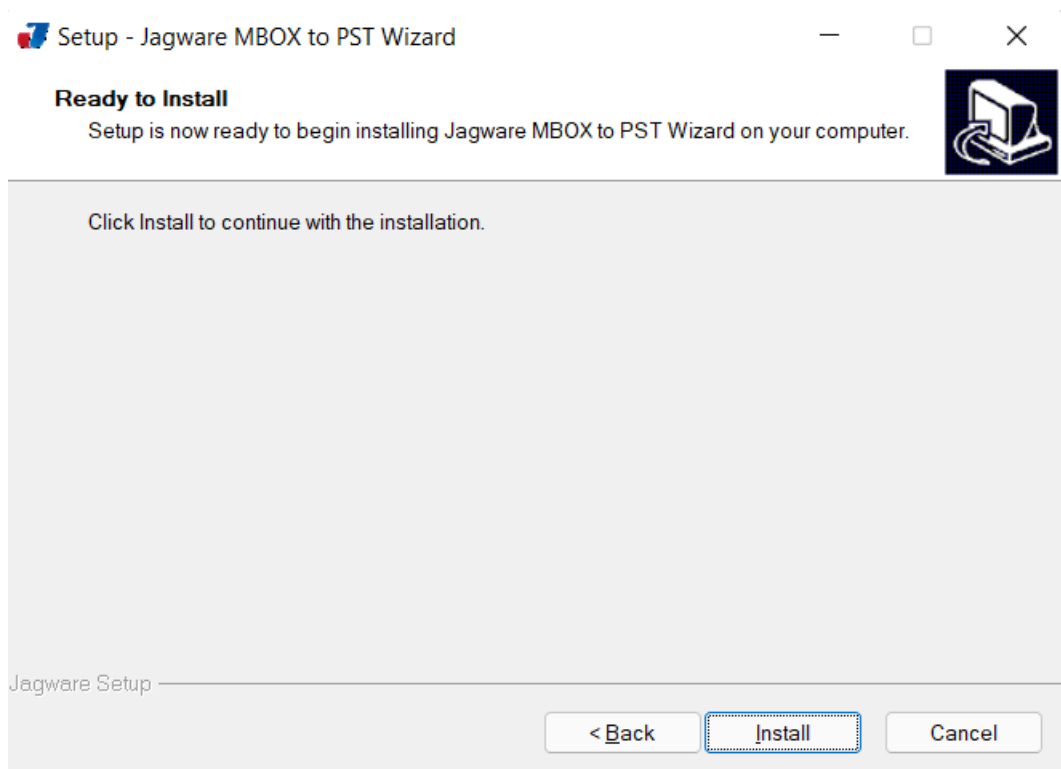
- ✓ Download the latest edition of any **Jagware Software** from the website.
- ✓ Double click on the downloaded EXE file and click on the **Run** button.
- ✓ After that the tool will ask, **do you want to run this file?** Now press **Run** to continue the installation process.
- ✓ After that, the tool shows a popup message, **Welcome to the Jagware Software Setup Wizard**. Now click on the **Next** button to proceed
- ✓ Now accept the license agreement by selecting the **"I accept the agreement"** option and press **Next** button.



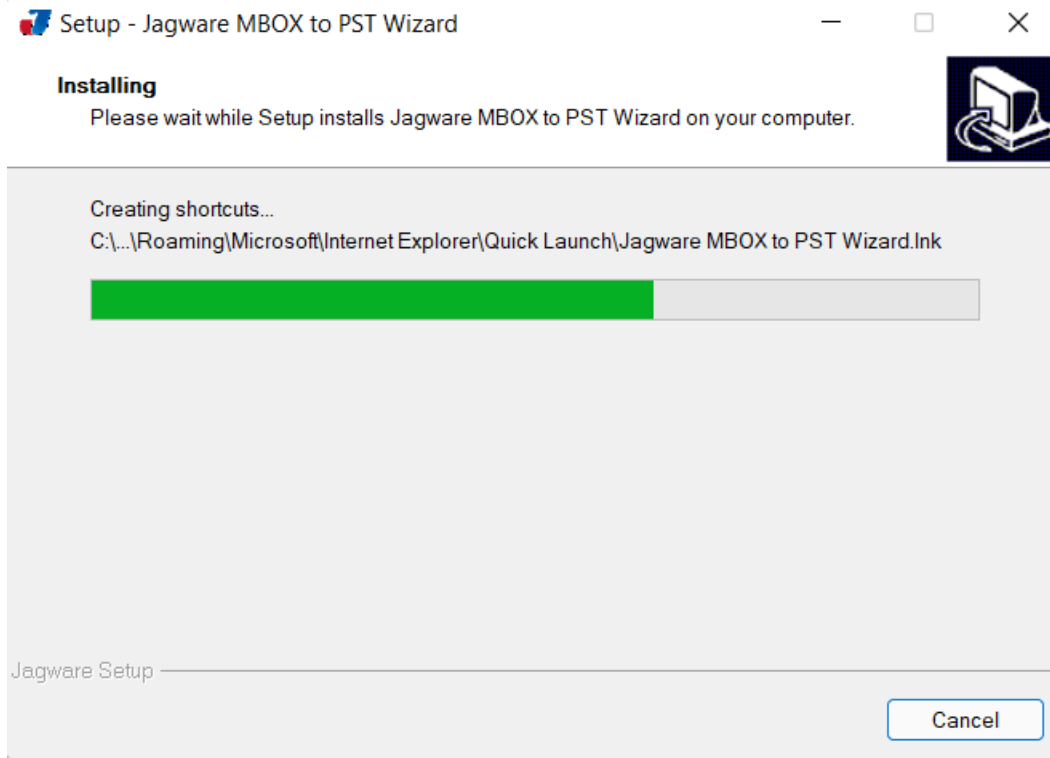
- ✓ By default, the tool will get installed on this location (**C:\Program Files \Jagware\Software Name**) but if you want to install it on a different destination path, then click on the **Browse** button for choosing the destination path. Click on **Next** button to continue.
- ✓ Users can choose **"Create a desktop icon"** or **"Create a Quick Launch icon"** options according to the choice and press **Next** button to proceed.



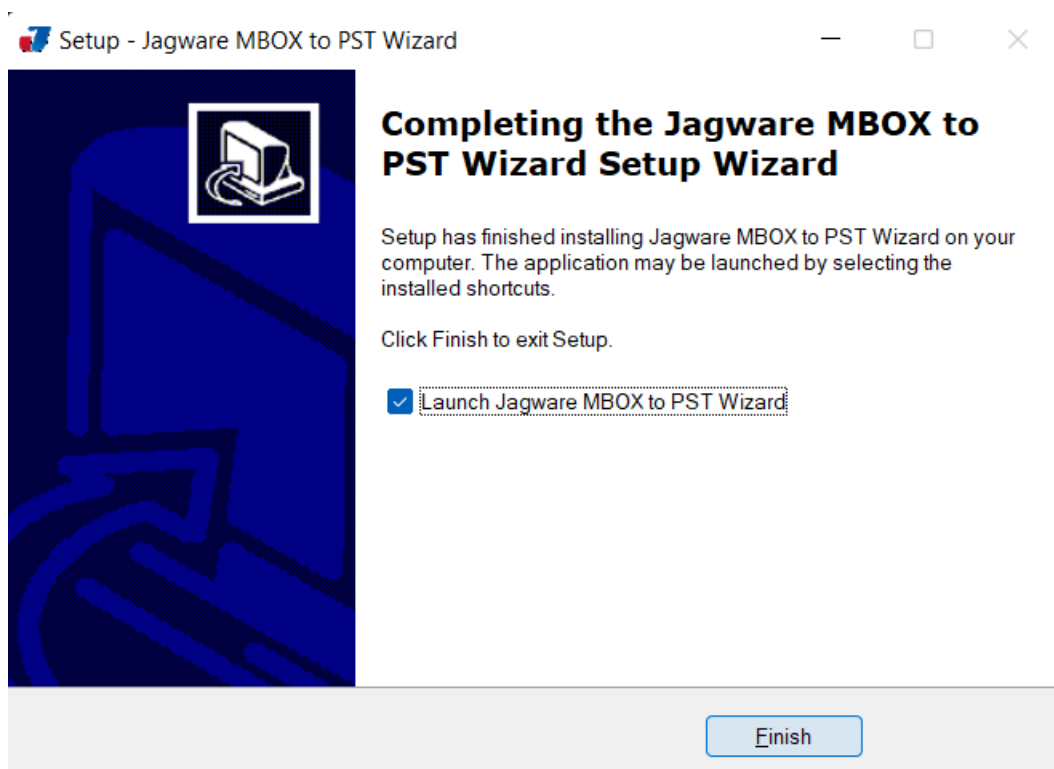
- ✓ Review your settings and click on the **Install** button.



- ✓ Installing the software, it takes very less time.



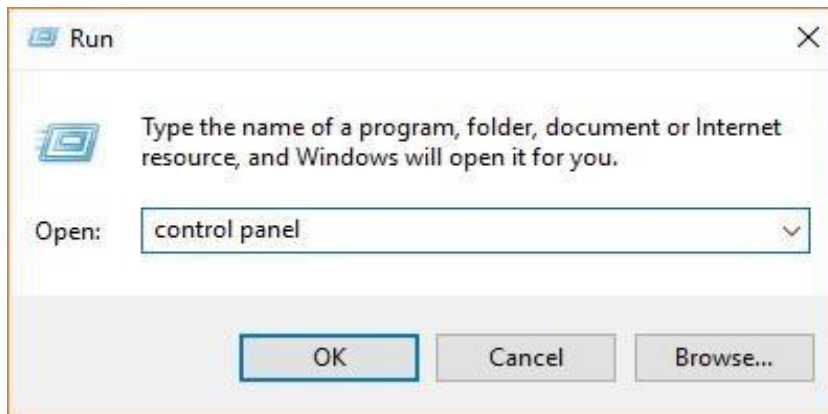
- ✓ At last, it will show a message of completion, **completing the Jagware Software Setup Wizard**. Now click on **Finish** button.



## Uninstallation of Jagware Products

Users can easily uninstall **Jagware products** from their computer by performing the following steps:

- ✓ Go to **Control Panel** of your computer.



- ✓ Choose **Uninstall a Program** option.



- ✓ Select any Jagware Software and choose **Uninstall** option by rightclicking.



- ✓ It is showing a popup message "**Are you sure you want to completely remove Jagware Software and all of its components?**"press **Yes** button.

Jagware MBOX to PST Wizard Uninstall



Are you sure you want to completely remove Jagware MBOX to PST Wizard and all of its components?

Yes

No

- ✓ At last, it is showing a message "**Jagware Software was successfully Removed from your computer.**" Click on the **Ok** button.

Jagware MBOX to PST Wizard Uninstall



Jagware MBOX to PST Wizard was successfully removed from your computer.

OK